

CADEM

CALIFORNIA DEMOCRATIC PARTY

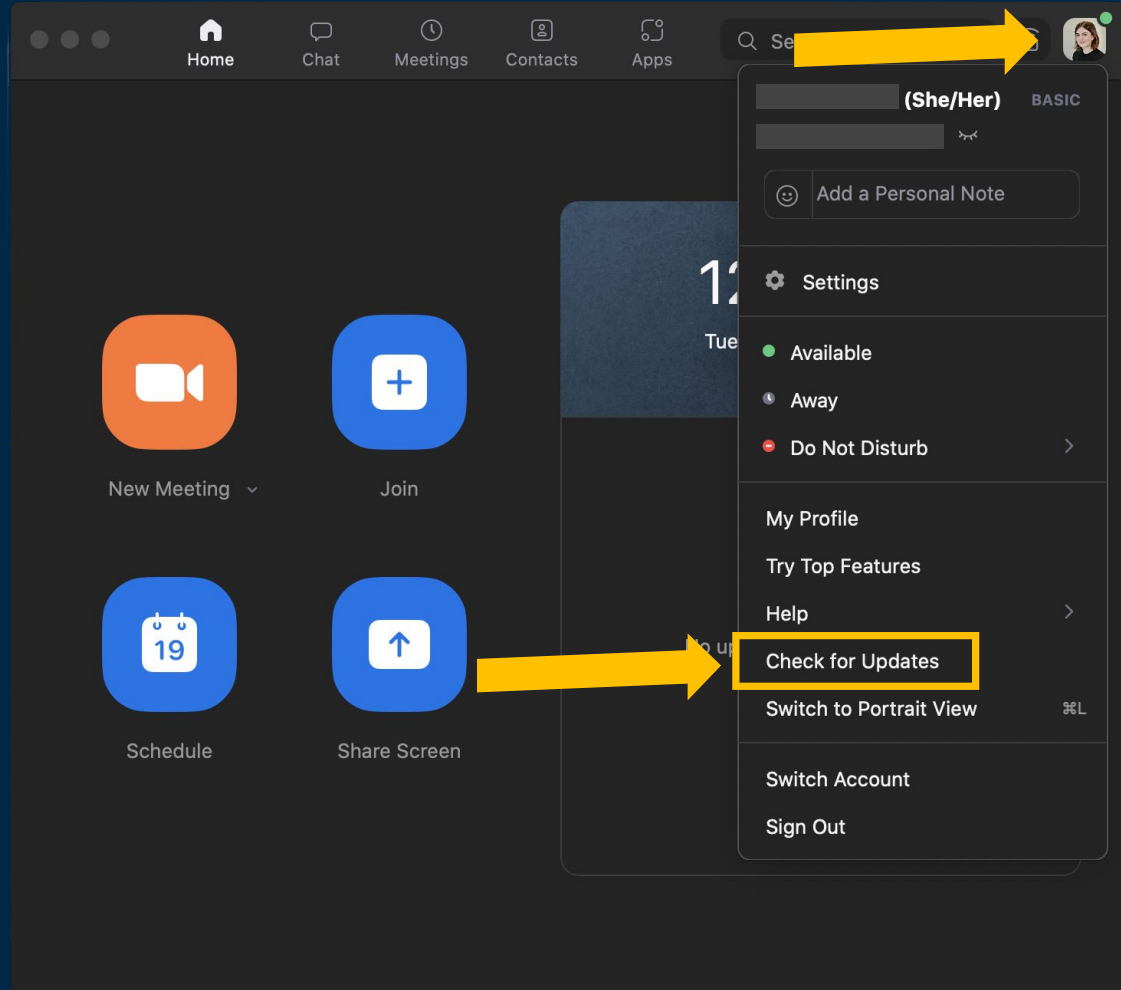
2021 Executive Board Voting Procedures

UPDATE TO THE LATEST VERSION OF ZOOM

1 OPEN THE **ZOOM** APP

2 CLICK ON YOUR **PROFILE PICTURE** IN THE TOP RIGHT CORNER

3 CLICK **"CHECK FOR UPDATES"**



AGENDA

EBOARD GENERAL SESSION

DELEGATE RECOGNITION

FLOOR DISCUSSION PROCEDURE

VOTING PROCEDURES

CONSENT CALENDAR VOTES

AGENDA

EBOARD GENERAL SESSION

DELEGATE RECOGNITION

FLOOR DISCUSSION PROCEDURE

VOTING PROCEDURES

CONSENT CALENDAR VOTES

GENERAL SESSION

The work that committees do throughout Eboard is approved by the whole body at General Session.

COMMITTEE REPORTS

Each committee gives a report on the work they've done. Some items are voted on and approved, others are just heard.

VOTING

Any item that can be voted on must be approved following the procedures in our bylaws and Robert's Rules of Order.

AGENDA

EBOARD GENERAL SESSION

DELEGATE RECOGNITION

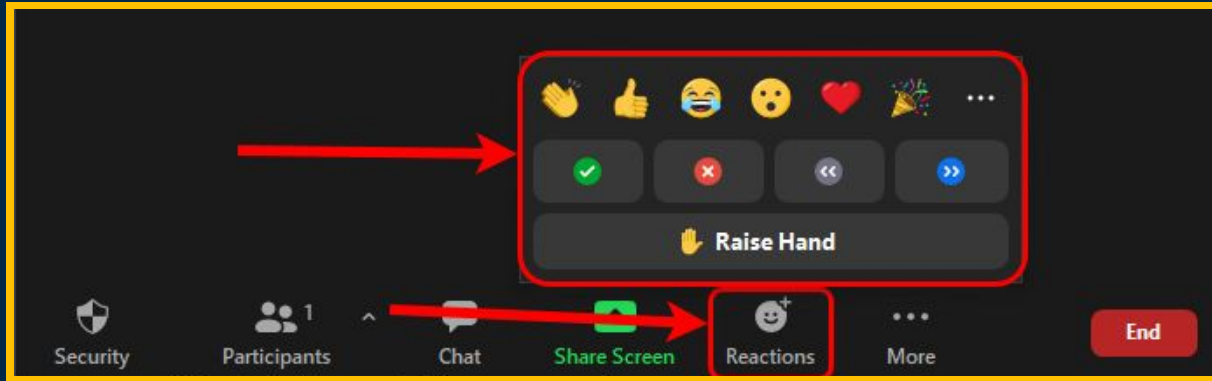
FLOOR DISCUSSION PROCEDURE

VOTING PROCEDURES

CONSENT CALENDAR VOTES

DELEGATE RECOGNITION

To be recognized by the presiding officer or to vote, you must use the raise hand function.



BY PHONE:

DIAL *9

AGENDA

EBOARD GENERAL SESSION

DELEGATE RECOGNITION

FLOOR DISCUSSION PROCEDURE

VOTING PROCEDURES

CONSENT CALENDAR VOTES

FLOOR DISCUSSION PROCEDURES

1 PRESIDING OFFICER WILL ASK FOR **2 DELEGATES TO SPEAK IN FAVOR OF THE MOTION**

2 **DELEGATES TO SPEAK IN FAVOR RAISE THEIR HANDS** AND THE PRESIDING OFFICER WILL ADD 2 TO THE SPEAKERS LIST

3 PRESIDING OFFICER WILL ASK FOR **3 DELEGATES TO SPEAK AGAINST THE MOTION**

4 **DELEGATES TO SPEAK AGAINST RAISE THEIR HANDS** AND THE PRESIDING OFFICER WILL ADD 3 TO THE SPEAKERS LIST

5 **MAKER OF MOTION** SPEAKS IN FAVOR OF THE MOTION FIRST

6 REMAINING **SPEAKERS WILL ALTERNATE BETWEEN CON AND PRO SPEAKERS** UNTIL ALL (UP TO SIX) HAVE SPOKEN

FLOOR DISCUSSION PROCEDURES

NOTE:

IF A DELEGATE IS SPEAKING OPPOSITE TO THE PRO OR CON POSITION THAT THEY WERE ASSIGNED TO THEN THEY WILL BE STOPPED AND AN APPROPRIATE SPEAKER TO THE POSITION WILL REPLACE THEM.

PLEASE BE AWARE OF THE POSITION YOU ARE IDENTIFIED AS.

SPEAKER ORDER

ONE MINUTE PER SPEAKER

- 1 AMI (**Maker of the Motion/Pro**)
- 2 MARCUS (**Con**)
- 3 ROSHAN (**Pro**)
- 4 FATIMA (**Con**)
- 5 ALEX (**Pro**)
- 6 SALVADOR (**Con**)

AGENDA

EBOARD GENERAL SESSION

DELEGATE RECOGNITION

FLOOR DISCUSSION PROCEDURE

VOTING PROCEDURES

CONSENT CALENDAR VOTES

VOTING PROCEDURES

1

'YES' VOTES WILL BE CALLED FIRST

- 30 SECONDS TO RAISE YOUR HAND TO VOTE YES
- LEAVE YOUR HAND RAISED
- STAFF WILL LOWER ALL HANDS

2

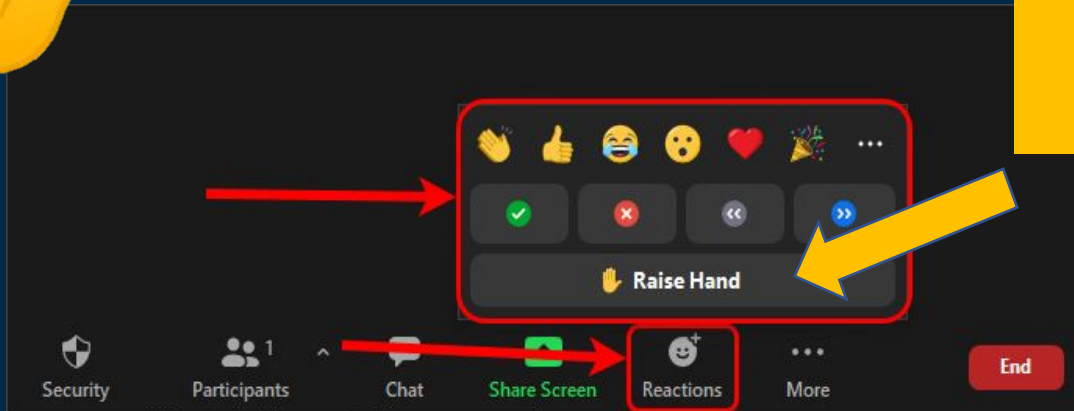
'NO' VOTES WILL BE CALLED SECOND

- 30 SECONDS TO RAISE YOUR HAND TO VOTE NO
- LEAVE YOUR HAND RAISED
- STAFF WILL LOWER ALL HANDS

3

VOTE COUNTERS WILL ARCHIVE THE RESULTS OF EACH VOTE FOR THE RECORD, AND **THE RESULTS OF THE VOTE WILL THEN BE ANNOUNCED**

TO BE COUNTED FOR A VOTE, YOU MUST USE THE "RAISE HAND" FEATURE



SELECT **"REACTIONS"** AT
THE BOTTOM OF YOUR
ZOOM WINDOW AND
CLICK **"RAISE HAND"**

**TO BE COUNTED FOR A VOTE,
YOU MUST USE THE "RAISE HAND" FEATURE**

TO RAISE YOUR HAND VIA PHONE:

DIAL *9



PLEASE WAIT AS WE TALLY THE VOTE

**VOTE RESULTS
WILL BE ANNOUNCED
BY THE PRESIDING OFFICER**

AGENDA

EBOARD GENERAL SESSION

DELEGATE RECOGNITION

FLOOR DISCUSSION PROCEDURE

VOTING PROCEDURES

CONSENT CALENDAR VOTES

CONSENT CALENDAR

A consent calendar is a practice that **groups a number of items/actions into one agenda item**. The consent calendar can be approved in one action, rather than filing motions on each item separately.

If a member disagrees with a consent calendar item or wishes to amend a consent calendar item, the member would **request that the item be pulled from the consent calendar**.

The chair would ask if the members are in favor of **approving the consent calendar minus the pulled item(s)**, pause for objections, and then adopt.

FLOOR PROCEDURES FOR CONSENT CALENDAR VOTES

1

**CONSENT CALENDAR
INTRODUCED**

2

**DELEGATES PULL BILLS OR
RESOLUTIONS FOR FURTHER
DISCUSSION**

3

**APPROVE REMAINING ITEMS
ON CONSENT CALENDAR**

4

**EACH PULLED BILL OR
RESOLUTION WILL BE
ADDRESSED ONE AT A TIME
BY THE PRESIDING OFFICER
WITH A MOTION,
DISCUSSION, AND VOTE**

VOTING PROCEDURES

1

'YES' VOTES WILL BE CALLED FIRST

- 30 SECONDS TO RAISE YOUR HAND TO VOTE YES
- LEAVE YOUR HAND RAISED UNTIL WE CLEAR THE VOTE (DO NOT LOWER YOUR HAND)

2

'NO' VOTES WILL BE CALLED SECOND

- 30 SECONDS TO RAISE YOUR HAND TO VOTE NO
- LEAVE YOUR HAND RAISED UNTIL WE CLEAR THE VOTE (DO NOT LOWER YOUR HAND)

3

VOTE COUNTERS WILL ARCHIVE THE RESULTS OF EACH VOTE FOR THE PERMANENT RECORD, AND **THE RESULTS OF THE VOTE WILL THEN BE ANNOUNCED**

FLOOR DISCUSSION PROCEDURES

1 PRESIDING OFFICER WILL ASK FOR **2 DELEGATES TO SPEAK IN FAVOR OF THE MOTION**

2 **DELEGATES TO SPEAK IN FAVOR RAISE THEIR HANDS** AND THE PRESIDING OFFICER WILL ADD 2 TO THE SPEAKERS LIST

3 PRESIDING OFFICER WILL ASK FOR **3 DELEGATES TO SPEAK AGAINST THE MOTION**

4 **DELEGATES TO SPEAK AGAINST RAISE THEIR HANDS** AND THE PRESIDING OFFICER WILL ADD 3 TO THE SPEAKERS LIST

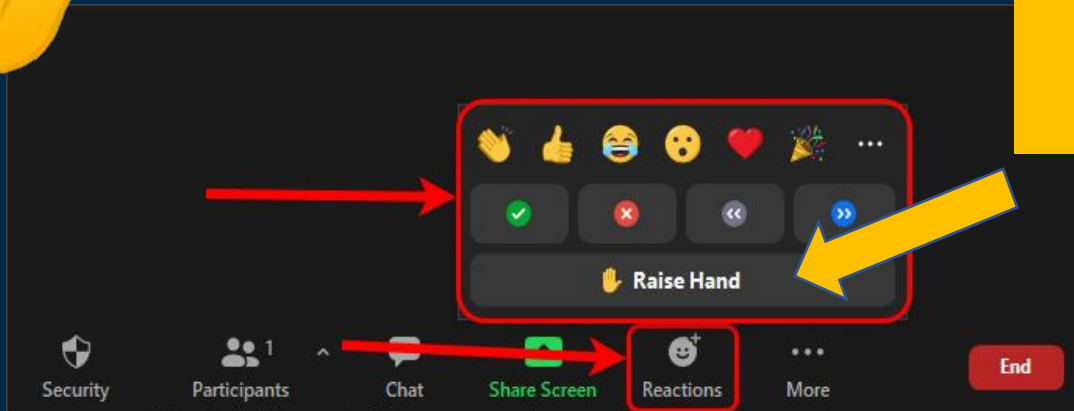
5 **MAKER OF MOTION** SPEAKS IN FAVOR OF THE MOTION FIRST

6 REMAINING **SPEAKERS WILL ALTERNATE BETWEEN CON AND PRO SPEAKERS** UNTIL ALL (UP TO SIX) HAVE SPOKEN

TO BE COUNTED FOR A VOTE, YOU MUST USE THE "RAISE HAND" FEATURE



SELECT "REACTIONS" AT
THE BOTTOM OF YOUR
ZOOM WINDOW AND
CLICK "RAISE HAND"



**TO BE COUNTED FOR A VOTE,
YOU MUST USE THE "RAISE HAND" FEATURE**

TO RAISE YOUR HAND VIA PHONE:

DIAL *9



PLEASE WAIT AS WE TALLY THE VOTE

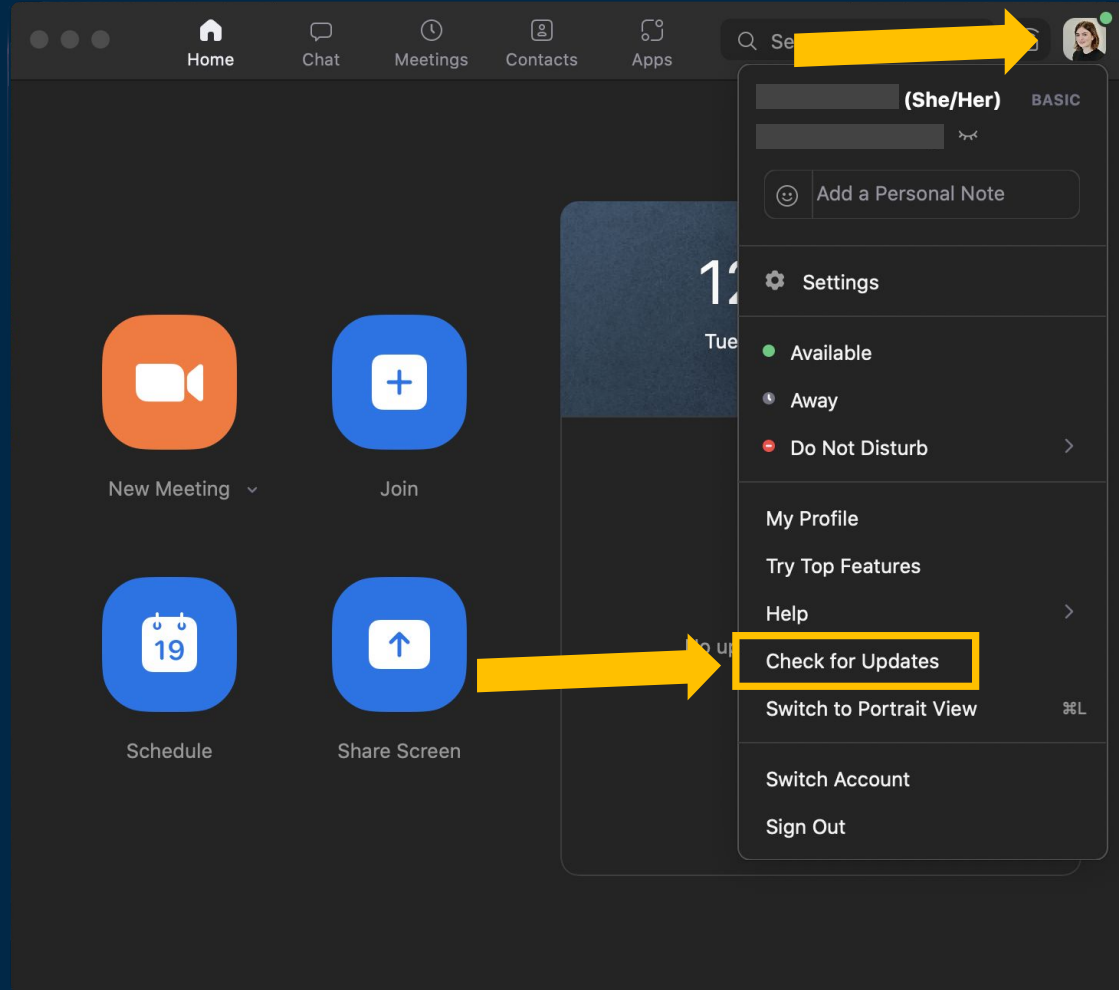
**VOTE RESULTS
WILL BE ANNOUNCED
BY THE PRESIDING OFFICER**

UPDATE TO THE LATEST VERSION OF ZOOM

1 OPEN THE ZOOM APP

2 CLICK ON YOUR PROFILE PICTURE IN THE TOP RIGHT CORNER

3 CLICK "CHECK FOR UPDATES"



THANK YOU

CADEM
CALIFORNIA DEMOCRATIC PARTY