

CADEM

CALIFORNIA DEMOCRATIC PARTY

Executive Board Voting Procedures

**Thank you for attending the
Fall Executive Board!**



AGENDA

DELEGATE RECOGNITION

FLOOR DISCUSSION PROCEDURES

VOTING PROCEDURES

PHONE ACCESS VOTING PROCEDURES

AGENDA

DELEGATE RECOGNITION

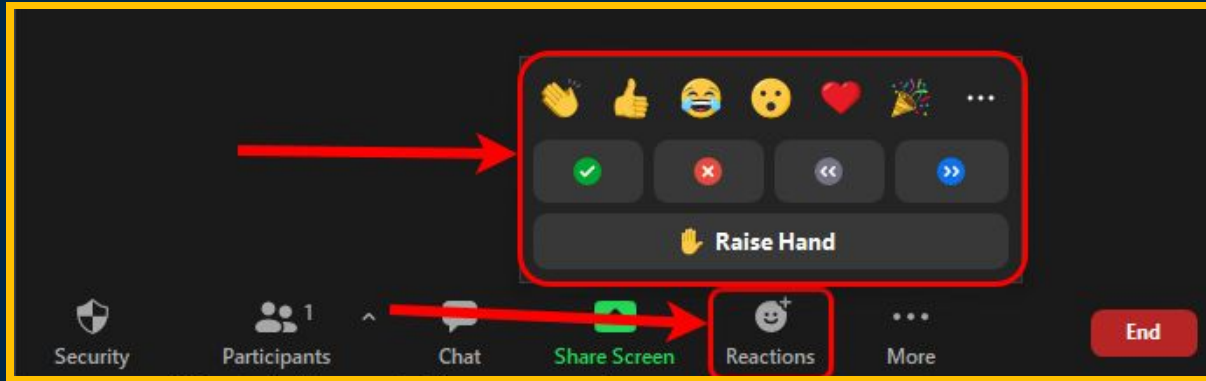
FLOOR DISCUSSION PROCEDURES

VOTING PROCEDURES

PHONE ACCESS VOTING PROCEDURES

DELEGATE RECOGNITION

To be recognized by the presiding officer,
you must use the raise hand function.



BY PHONE:

DIAL *9

AGENDA

DELEGATE RECOGNITION

FLOOR DISCUSSION PROCEDURES

VOTING PROCEDURES

PHONE ACCESS VOTING PROCEDURES

FLOOR DISCUSSION PROCEDURES

1 PRESIDING OFFICER WILL ASK FOR **5 DELEGATES TO SPEAK IN FAVOR OF THE MOTION**

2 **DELEGATES TO SPEAK IN FAVOR RAISE THEIR HANDS** AND THE PRESIDING OFFICER WILL ADD 5 TO THE SPEAKERS LIST

3 PRESIDING OFFICER WILL ASK FOR **6 DELEGATES TO SPEAK AGAINST THE MOTION**

4 **DELEGATES TO SPEAK AGAINST RAISE THEIR HANDS** AND THE PRESIDING OFFICER WILL ADD 6 TO THE SPEAKERS LIST

5 **MAKER OF MOTION** SPEAKS IN FAVOR OF THE MOTION FIRST

6 REMAINING **SPEAKERS WILL ALTERNATE BETWEEN CON AND PRO SPEAKERS** UNTIL ALL (UP TO 12) HAVE SPOKEN

FLOOR DISCUSSION PROCEDURES

MAIN MOTIONS

will hear discussion from 6 PRO and 6 CON speakers.

AMENDING MOTIONS

will hear discussion from 3 PRO and 3 CON speakers.

FLOOR DISCUSSION PROCEDURES

NOTE:

IF A DELEGATE IS SPEAKING OPPOSITE TO THE PRO OR CON POSITION THAT THEY WERE ASSIGNED TO THEN THEY WILL BE STOPPED AND AN APPROPRIATE SPEAKER TO THE POSITION WILL REPLACE THEM.

PLEASE BE AWARE OF THE POSITION YOU ARE IDENTIFIED AS.

SPEAKER ORDER

ONE MINUTE PER SPEAKER

- 1 AMI (**Maker of the Motion/Pro**)
- 2 MARCUS (**Con**)
- 3 ROSHAN (**Pro**)
- 4 FATIMA (**Con**)
- 5 ALEX (**Pro**)
- 6 SALVADOR (**Con**)

AGENDA

DELEGATE RECOGNITION

FLOOR DISCUSSION PROCEDURES

VOTING PROCEDURES

PHONE ACCESS VOTING PROCEDURES

VOTING PROCEDURES

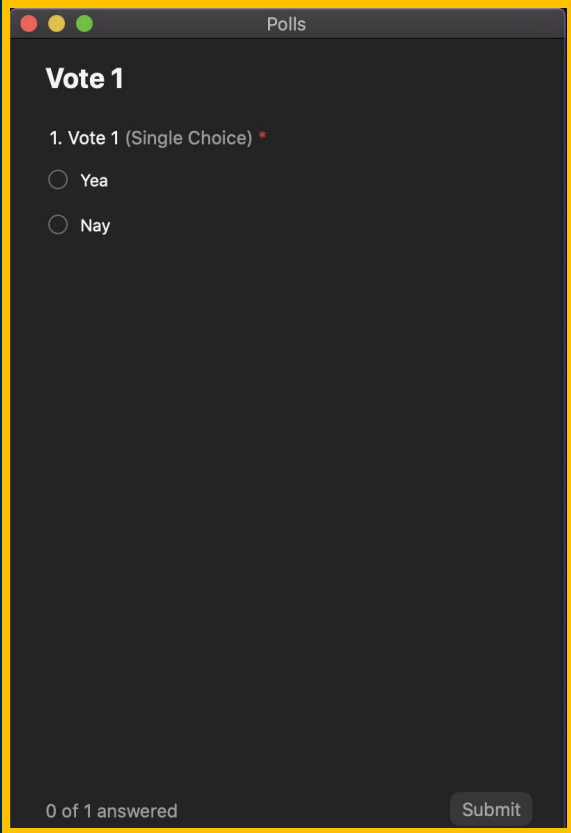
1 ONCE A VOTE IS CALLED BY THE PRESIDING OFFICER, A POLL WILL POP UP ON YOUR ZOOM SCREEN.

2 SELECT THE BUBBLE FOR “YEA” OR “NAY” IN THE POLL WINDOW.

DELEGATES WILL HAVE 1 MINUTE TO SELECT THEIR CHOICE AND SUBMIT THEIR VOTE.

AFTER 1 MINUTE, THE POLL WILL AUTOMATICALLY DISAPPEAR.

3 SELECT “SUBMIT” TO CAST YOUR VOTE.

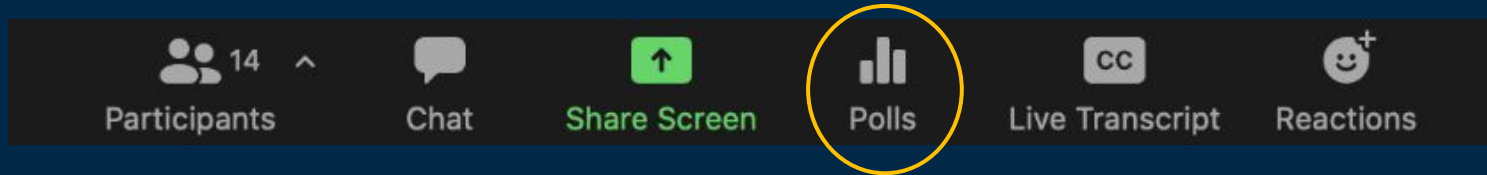


The screenshot shows a Zoom poll window titled "Polls". The poll question is "Vote 1" and it is a "Single Choice" question. There are two radio button options: "Yea" and "Nay". At the bottom of the window, it says "0 of 1 answered" and there is a "Submit" button.

VOTING PROCEDURES

NOTE:

IF THE POLL WINDOW IS CLOSED BEFORE YOUR VOTE IS CAST, YOU MAY REOPEN THE POLL WINDOW BY CLICKING “POLLS” AT THE BOTTOM OF YOUR SCREEN, WHILE THE POLL IS ACTIVE. THE POLL WILL BE ACTIVE FOR 1 MINUTE.



AGENDA

DELEGATE RECOGNITION

FLOOR DISCUSSION PROCEDURES

VOTING PROCEDURES

PHONE ACCESS VOTING PROCEDURES

PHONE ACCESS VOTING PROCEDURES

1

ONCE A VOTE IS CALLED BY THE PRESIDING OFFICER, A POLL FOR ZOOM VOTERS WILL BE LAUNCHED FOR 1 MINUTE. **PHONE ACCESS VOTERS WILL NOT PARTICIPATE IN POLL VOTE.**

2

PRESIDING OFFICER CALLS FOR PHONE ACCESS VOTERS TO CAST "YEA" VOTE.

3

PHONE ACCESS VOTERS CAST "YEA" VOTES BY PRESSING *9 ON THEIR PHONE TO RAISE HAND IN ZOOM MEETING. PHONE ACCESS VOTERS WILL HAVE 30 SECONDS TO CAST VOTE.

4

PRESIDING OFFICER CALLS FOR PHONE ACCESS VOTERS TO CAST "NAY" VOTE.

5

PHONE ACCESS VOTERS CAST "NAY" VOTES BY PRESSING *9 ON THEIR PHONE TO RAISE HAND IN ZOOM MEETING. PHONE ACCESS VOTERS WILL HAVE 30 SECONDS TO CAST VOTE.

6

STAFF TALLIES PHONE ACCESS VOTES AND ADDS THEM TO THE POLL RESULTS.

PLEASE WAIT AS WE TALLY THE VOTE

**VOTE RESULTS
WILL BE ANNOUNCED
BY THE PRESIDING OFFICER**

THANK YOU

CADEM
CALIFORNIA DEMOCRATIC PARTY