CADEM

CALIFORNIA DEMOCRATIC PARTY

November 2026 Executive Board Virtual General Session Voting Procedures

UPDATE TO THE LATEST VERSION OF ZOOM

1. OPEN THE **ZOOM APP**
2. CLICK ON YOUR **PROFILE PICTURE** IN THE TOP RIGHT CORNER
3. CLICK **"CHECK FOR UPDATES"**

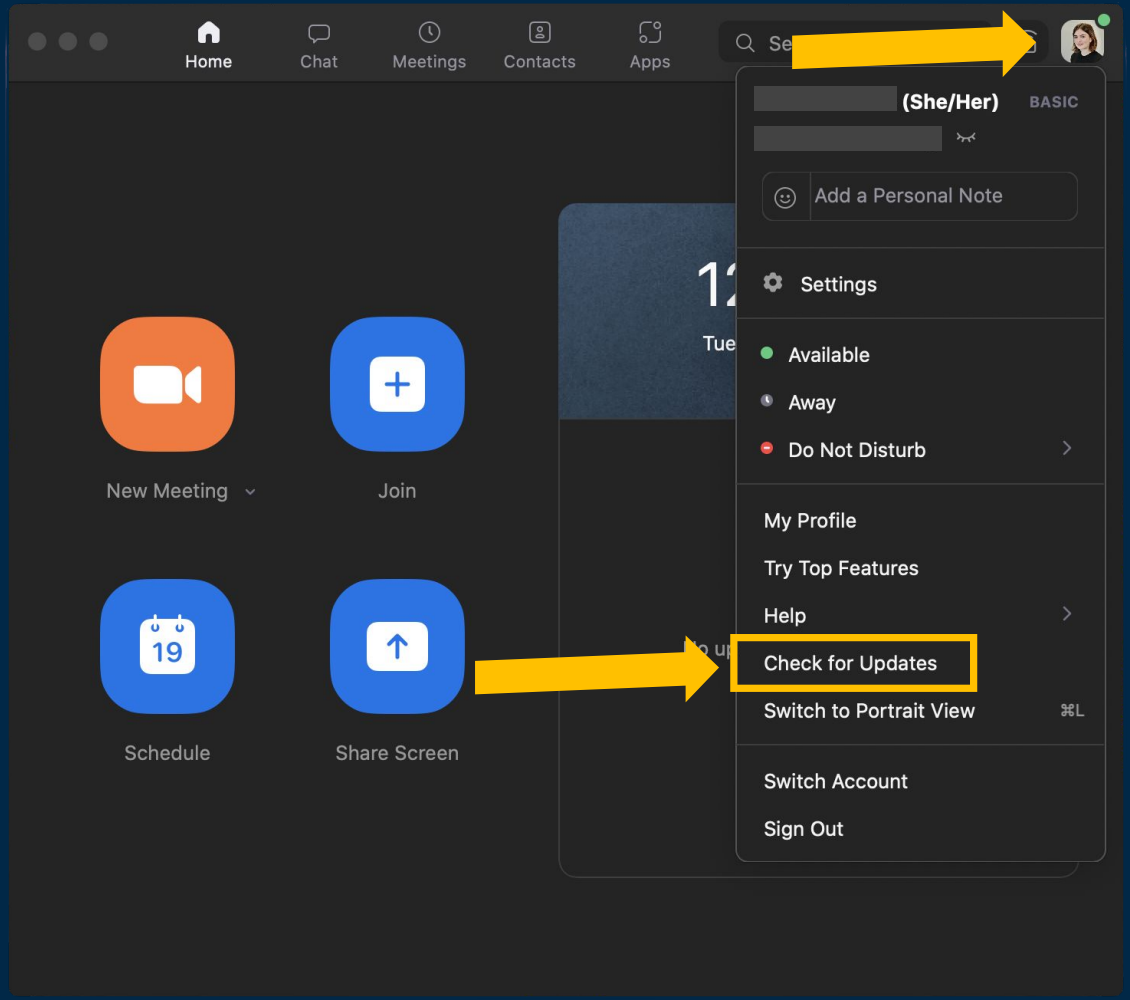

AGENDA

DELEGATE RECOGNITION

FLOOR DISCUSSION PROCEDURE

VOTING PROCEDURES

CADEM
CALIFORNIA DEMOCRATIC PARTY

DELEGATE RECOGNITION

To be recognized by the presiding officer, you must use the raise hand function or send a message directly to the Presiding Officer.

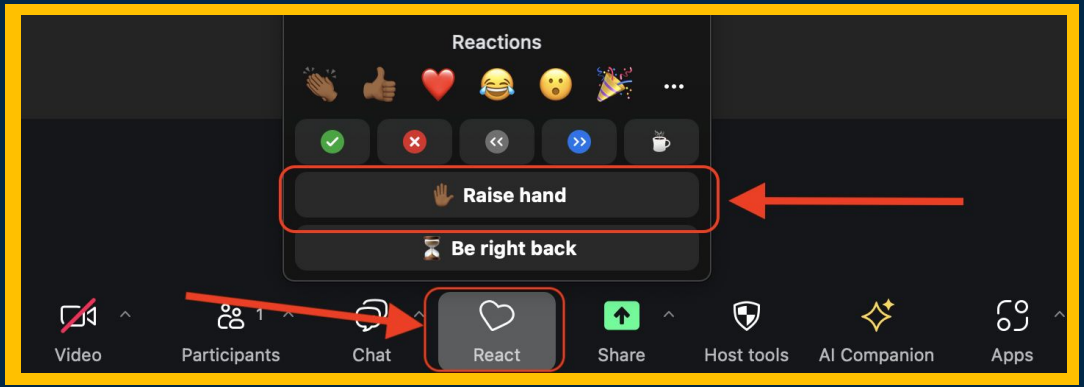

BY PHONE:

DIAL *9

AGENDA

DELEGATE RECOGNITION

FLOOR DISCUSSION PROCEDURE

VOTING PROCEDURES

CADEM
CALIFORNIA DEMOCRATIC PARTY

FLOOR DISCUSSION PROCEDURES

1. PRESIDING OFFICER WILL ASK FOR **2 DELEGATES TO SPEAK IN FAVOR OF THE MOTION**
2. **DELEGATES TO SPEAK IN FAVOR RAISE THEIR HANDS** AND THE PRESIDING OFFICER WILL ADD 2 TO THE SPEAKERS LIST
3. PRESIDING OFFICER WILL ASK FOR **3 DELEGATES TO SPEAK AGAINST THE MOTION**
4. **DELEGATES TO SPEAK AGAINST RAISE THEIR HANDS** AND THE PRESIDING OFFICER WILL ADD 3 TO THE SPEAKERS LIST
5. **MAKER OF MOTION** SPEAKS IN FAVOR OF THE MOTION FIRST
6. REMAINING **SPEAKERS WILL ALTERNATE BETWEEN CON AND PRO SPEAKERS** UNTIL ALL (UP TO SIX) HAVE SPOKEN

FLOOR DISCUSSION PROCEDURES

NOTE:

IF A DELEGATE IS SPEAKING OPPOSITE TO THE PRO OR CON POSITION THAT THEY WERE ASSIGNED TO THEN THEY WILL BE STOPPED AND AN APPROPRIATE SPEAKER TO THE POSITION WILL REPLACE THEM.

PLEASE BE AWARE OF THE POSITION YOU ARE IDENTIFIED AS.

SPEAKER ORDER

ONE MINUTE PER SPEAKER

1. AMI **(Maker of the Motion/Pro)**
2. MARCUS **(Con)**
3. ROSHAN **(Pro)**
4. FAIZA **(Con)**
5. ALEX **(Pro)**
6. SALVADOR **(Con)**

AGENDA

DELEGATE RECOGNITION

FLOOR DISCUSSION PROCEDURE

VOTING PROCEDURES

CADEM
CALIFORNIA DEMOCRATIC PARTY

FLOOR DISCUSSION PROCEDURES

NOTE:

ONCE A VOTE IS CALLED BY THE PRESIDING OFFICER, THE VOTE WILL BE HELD EITHER USING THE “POLL” FEATURE OR “REACTIONS” FEATURE, AT THE DISCRETION OF THE PRESIDING OFFICER.

VOTING PROCEDURES: REACTION

1. **PRESIDING OFFICER CALLS A VOTES.**

2. **SELECT THE “REACT” BUTTON AT THE BOTTOM OF YOUR SCREEN.**

3. **SELECT EITHER THE “GREEN CHECK” REACTION SYMBOL FOR A “YEA” VOTE OR THE “RED X” REACTION SYMBOL FOR A “NAY” VOTE.** DELEGATES WILL HAVE 60 SECONDS TO SELECT THEIR CHOICE.

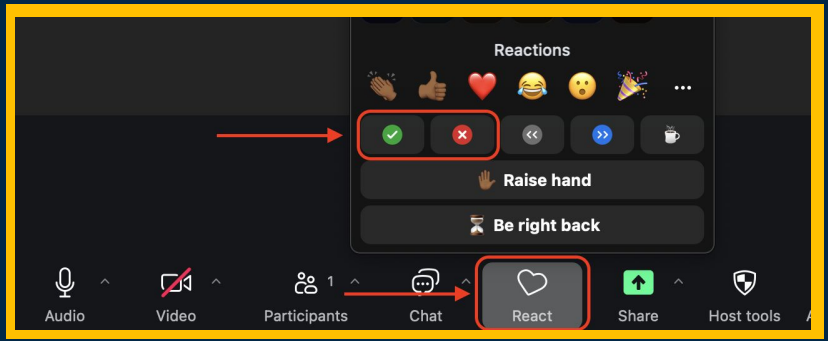

VOTING PROCEDURES: POLL

1. **ONCE A VOTE IS CALLED BY THE PRESIDING OFFICER, A POLL WILL POP UP ON YOUR ZOOM SCREEN.**

2. **SELECT THE BUBBLE FOR “YEA” OR “NAY” IN THE POLL WINDOW.**

   DELEGATES WILL HAVE 60 SECONDS TO SELECT THEIR CHOICE AND SUBMIT THEIR VOTE.

   AFTER 60 SECONDS, THE POLL WILL AUTOMATICALLY DISAPPEAR.

3. **SELECT “SUBMIT” TO CAST YOUR VOTE.**

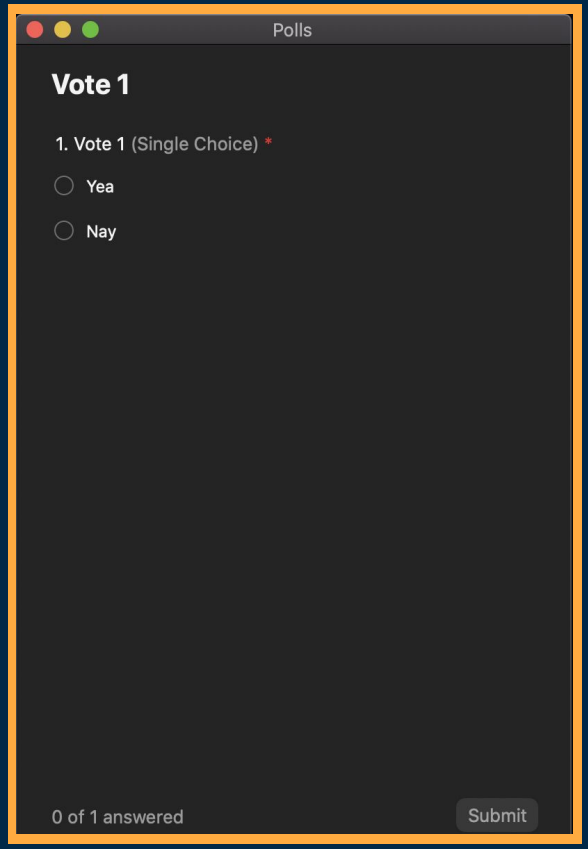

VOTING PROCEDURES: POLL

NOTE:

IF THE POLL WINDOW IS CLOSED BEFORE YOUR VOTE IS CAST,

YOU MAY REOPEN THE POLL WINDOW BY CLICKING “POLLS”

AT THE BOTTOM OF YOUR SCREEN, WHILE THE POLL IS ACTIVE.

THE POLL WILL BE ACTIVE FOR 60 SECONDS.

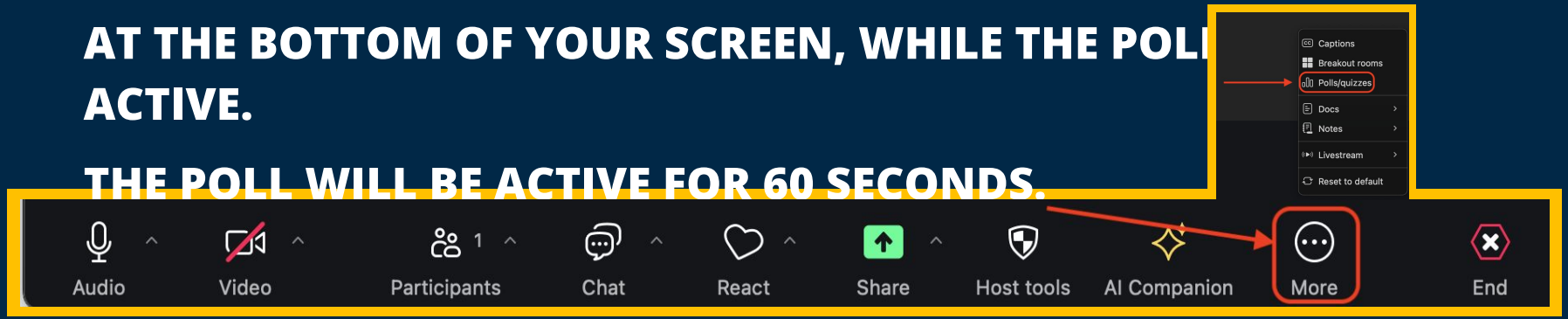

DIAL-IN ACCESS VOTING PROCEDURES

1. ONCE A VOTE IS CALLED BY THE PRESIDING OFFICER, A POLL FOR ZOOM VOTERS WILL BE LAUNCHED FOR 60 SECONDS. **DIAL-IN ACCESS VOTERS WILL NOT PARTICIPATE IN POLL VOTE.**
2. **PRESIDING OFFICER CALLS FOR PHONE ACCESS VOTERS TO CAST "YEA" VOTE.**
3. **PHONE ACCESS VOTERS CAST "YEA" VOTES BY PRESSING *9** ON THEIR PHONE TO RAISE HAND IN ZOOM MEETING. PHONE ACCESS VOTERS WILL HAVE 15 SECONDS TO CAST VOTE.
4. **PRESIDING OFFICER CALLS FOR PHONE ACCESS VOTERS TO CAST "NAY" VOTE.**
5. **PHONE ACCESS VOTERS CAST "NAY" VOTES BY PRESSING *9** ON THEIR PHONE TO RAISE HAND IN ZOOM MEETING. **PHONE ACCESS VOTERS WILL HAVE 15 SECONDS TO CAST VOTE.**
6. STAFF TALLIES PHONE ACCESS VOTES AND ADDS THEM TO THE POLL/REACTION RESULTS.

PLEASE WAIT AS WE TALLY THE VOTE

VOTE RESULTS
WILL BE ANNOUNCED
BY THE PRESIDING OFFICER

UPDATE TO THE LATEST VERSION OF ZOOM

1. OPEN THE **ZOOM APP**
2. CLICK ON YOUR **PROFILE PICTURE** IN THE TOP RIGHT CORNER
3. CLICK **"CHECK FOR UPDATES"**

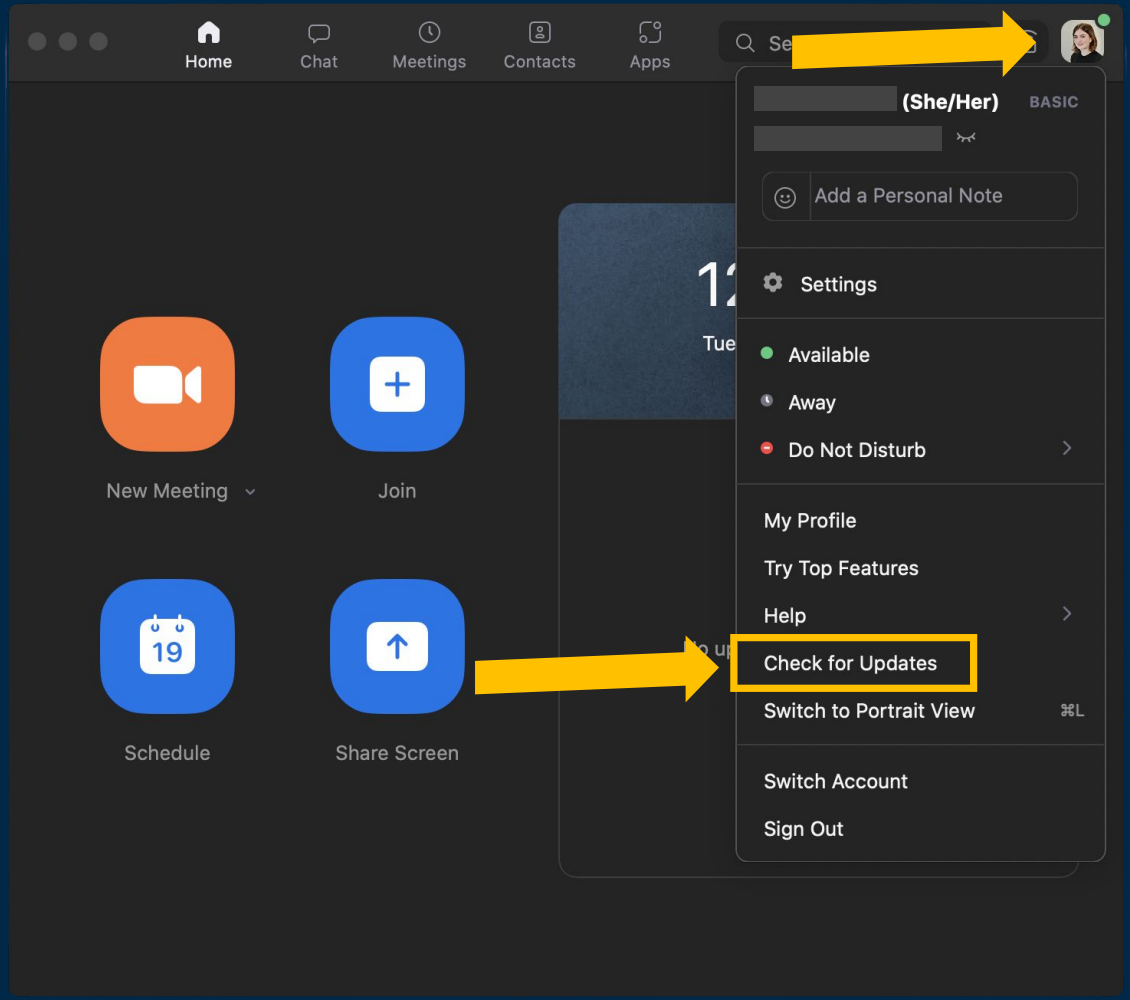

THANK YOU

CADEM

CALIFORNIA DEMOCRATIC PARTY